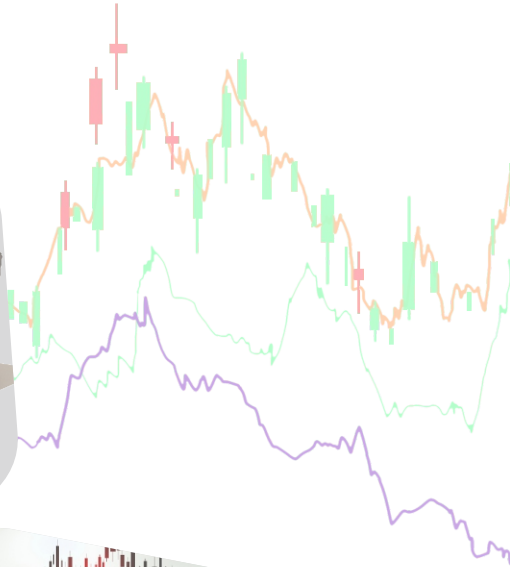




ALGOINSPIRE TRADING SERVICE

ALGO TRADING COPY TRADING

"Assured way of Wealth Building"



- ◆ Algo Trading
- ◆ Copy Trading
- ◆ Develop Your Own Strategy
- ◆ Premium What's App Group
- ◆ Technical Analysis Course
- ◆ Scalping Strategy Course
- ◆ Tradingview Pine Code Course
- ◆ Open Free Demat Account



Our Service

Algo Trading & Set Up

We Are The Service Provider Of Algo Trading. Algo Trading Is The Most Advanced And Futuristic Technique Which Enables Users To Trade Without Any Manual Intervention. Algo Trading Platform Is Based On Our Tried And Tested Predefined Logic. It Works Purely On Statistics And A Combination Of Technical Indicators Which Ensures The Highest Probability Of Successful Trades.

Algo Helps Customers To Eliminate Emotions Based Trading And There Is No Need To Keep A Close Watch On The Market As Intelligence Is Built Into Programming.

Premium What's App Group For Banknifty Only

Our Team At Algoinspire Trading Service Is Providing Entry And Exit Signals In Our Premium Whatsapp Group For Bank Nifty. Accurate Option Call Or Put Is Advised By Our Team During Live Market Hours.

Share Market Course

We Are Developing The Next Level Of Trading Skills Through Our Courses. Our Course Content Covers Basic Fundamentals As Well As Advanced Technical Aspects Of The Stock Market.

We Are Helping Our Customers To Develop Advanced Skills On Trading Setup For Entry And Exit, Scalping Techniques To Earn Maximum Profits With Less Risk. We Provide Guidance To Our Customers To Develop Their Own Strategy Using Pine Language.





Develop Strategy & Indicator On Tradingview

At Algoinspire Trading Service, We Have A Dedicated Team Of Developers Who Helped To Develop The Indicator Or Strategy As Per User's Thoughts And Customized Solutions To User Specific.



Portfolio Management

(25 % On Profit Only Nifty 100 Stocks)

We Have Developed Expertise In The Stock Market Using The Latest Tools And Techniques With The Highest Winning Ratio Of 90%. We Are Extending Our Expert's Services To Manage The Portfolio Of Our Customers On A Profit Sharing Basis.



We Have Develop Different Strategies On Banknifty, Nifty & Nifty 100 Stocks, These Indicators Identify Market Trends; This Indicator Is Made Exclusively For Banknifty & nifty On 15 Minute Chart For Intraday Trading. This Is Mainly For Long Position (ce & Pe, Atm) This Script Is Prepared And Published On Tradingview After Series Of Iteration And Back Testing Over Years With 80% + Win Ratio.


We Have Prepared This Indicator Based On Following In-built Indicators.

1. Relative Strength Index (Rsi)
2. Bollinger Band
3. Moving Average (ma)
4. Average Directional Index (Adx)
5. Moving Average Convergence Divergence (Macd)
6. Volume Weighted Average Price (Vwap)
7. Supertrend



We Have Multiple Strategies For **Algo**

- ◆ **CEPE SCALP 5 MIN**
- ◆ **OCCTANS_EMA_KK 5 MIN**
- ◆ **EMA 15 MIN**
- ◆ **BOLLINGER 15 MIN**
- ◆ **BANK NIFTY CE 15 MIN**
- ◆ **BANK NIFTY PE 15 MIN**
- ◆ **NIFTY CE 15 MIN**
- ◆ **NIFTY PE 15 MIN**



Share Market Course

Technical Analysis Course

What Is Market ?

Basic 8 Rules For Smart Traders

What Is Technical Analysis ?

What Are Charts ?

What Are Candlestick ?

Engulfing Candle, Hammer Candle , Hanging Men, Shooting Star Candle , Piercing Candle, Dark Cloud Cover Candle, Spinning Top Candle , Doji Candle

What Is Technical Analysis ?

Type Of Indicator

Relative Strength Index (RSI)

Bollinger Band

Moving Average (MA)

Average Directional Index (ADX)

Moving Average Convergence Divergence (MACD)

Volume Weighted Average Price (VWAP)

Chart Patterns

Falling Wedge , Bullish Rectangle, Bullish Pennant, Rising Wedge, Bearish Rectangles, Bearish Pennant, Double Top, Head And Shoulder, Double Bottom, Inverse Head And Shoulder , Ascending Triangle, Descending Triangle, Symmetrical Triangle.

What Is Support And Resistance ?

What Is Trend Lines ?

How To Trade Stocks Using Indicators ?

Moving Average And Super Trend

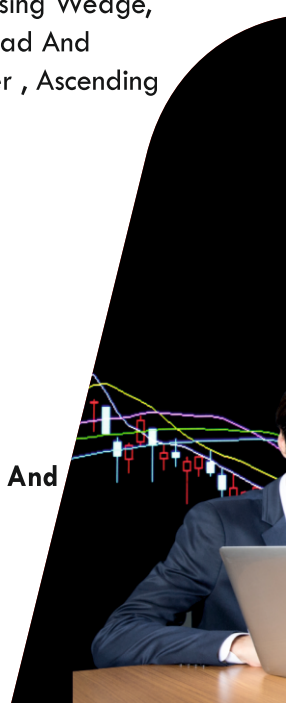
Bollinger Band And RSI

Bollinger Band And ADX

How To Select 100% Pure Profit Stocks For Intraday And Positional Trading

Intraday Stocks Selection : Occtans Trading Tool

Positional And Intraday Stocks Selection



▶ **How To Select 100% Pure Profit Stocks For Intraday And Positional Trading**

Moving Average Crossover

RSI (uptrend)

RSI (downtrend)

Bollinger Band

▶ **What Is Multi Time Frame Analysis ?**

Multi-time Frame Analysis, Is The Process Of Viewing The Same Currency Pair Under Different Time Frames.

▶ **Basic Of Option(CE & PE) And Futures**

▶ **Strategy Of Call And Put Buy**

Strategy Of Call And Put Sell

▶ **The Most Important 6 Pillars Of Trading**

Risk Management Patience

Trading Plan Probabilities

Consistency Psychology

▶ **Scalping Strategy Course**

FOUR SCALP (BANKNIFTY) STRATEGIES : 5 DAYS

Octans_Scalp_Strategy 1 : Trending Trade

Octans_Scalp_Strategy 2 : Morning Break Out Trade (ALGO)

Octans_Scalp_Strategy 3 : Directional/Trending Code

Octans_Scalp_Strategy 4 : Directional/Trending Trade

Octans_Scalp_Strategy 5 : Reversal Trade

TRADINGVIEW PINE SCRIPT CODE : 4 DAYS

- How To Develop Your Own Custom Strategy On Trading View For ALGO Trading
- How To Integrate Trading View - Next Level (Bridge) - Broker (Angel, Zerodha)
- How To Create Your Own Indicators On Trading View

FIVE FREE OCTAND STRATEGIES : 1 DAY

- Whole Set Up For ALGO Trading With All Broker (Angel, Zerodha, Alice Blue, Fyers)





CALL US :



84605 11403
84604 98803

WHATS APP US :



87339 58279
88669 75761



Join Our You Tube & Telegram Channel
for daily Analysis & Banknifty Call

[T.me/algoinspire](https://t.me/algoinspire)